

# Pronunciation

---

Week 1

# Pronunciation Class

## **Objectives:**

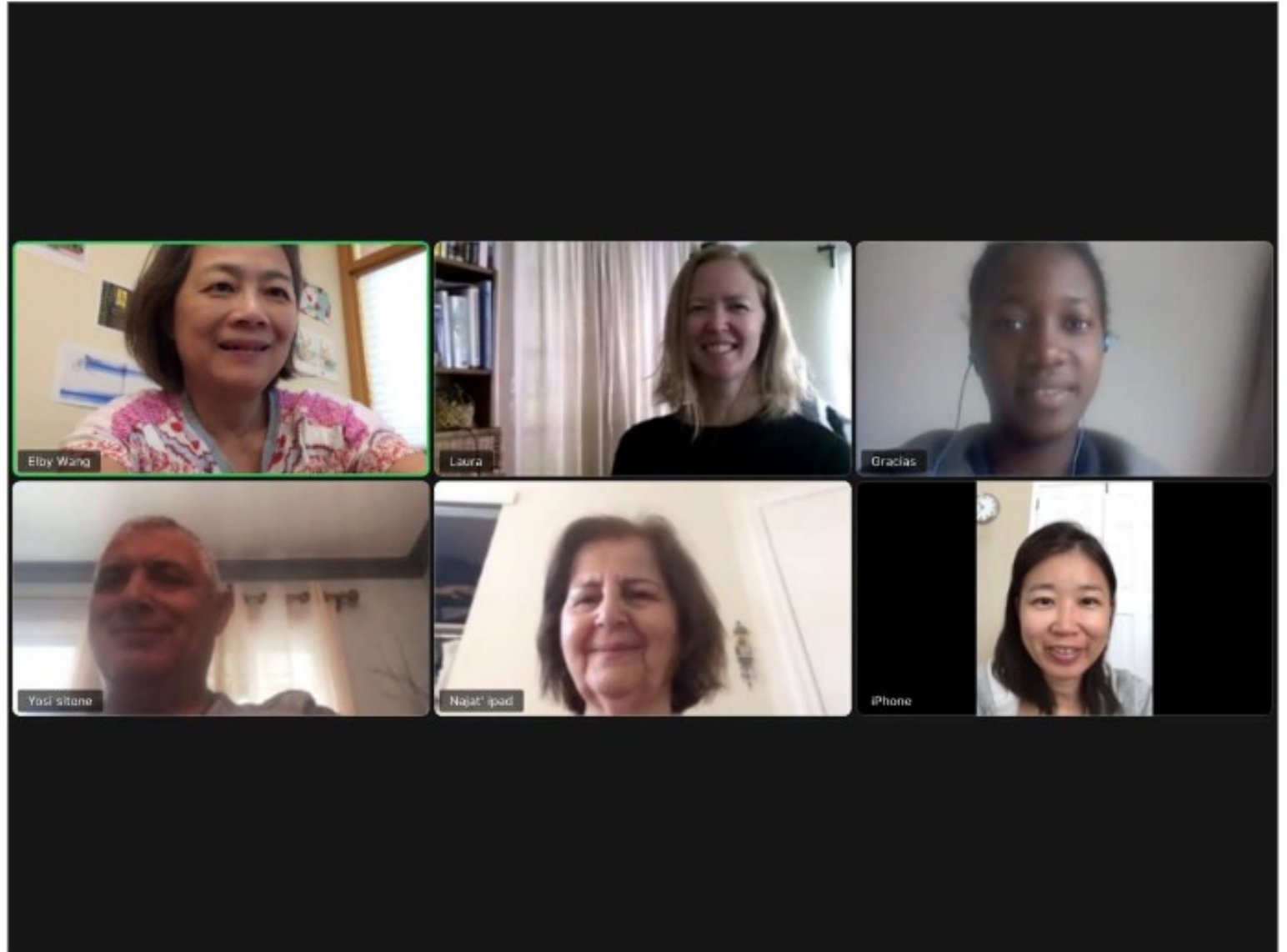
- To gain confidence with pronunciation.
- To have clear, understandable pronunciation.
- To practice speaking and listening to English.
- To have fun.

## **Things To Remember:**

- Pronunciation in English can be difficult. Be patient.
- Participate. We are learning together.
- Cameras on, if possible.

It is easier to **teach English** when students have their camera on.

It is easier to **learn English** when students have their camera on.



Today's Date


Hello!

Today is Friday,  
January 26th,  
2024

## JANUARY 2024

SUN	MON	TUE	WED	THU	FRI	SAT
31	1	2	3	4	5	6
7	8	9	10	11	12	13
14	15	16	17	18	19	20
21	22	23	24	25	26	27
28	29	30	31	1	2	3

***She sees cheese.***





# Vowels

There are 5 English vowels,

a, e, i, o, u

But there are 12 English vowel sounds. Some of them are long some of them are short.

Vowel sounds come smoothly from the mouth. These are smooth sounds.

## VOWELS

ɪ      ɪː      ʊ      uː

e      ə      ɜː      ɔː

æ      ʌ      ɑː      ɒ

## Examples

- /ɪ/ pin, English
- /ʊ/ look, put, could
- /e/ bed, head
- /ɜ:/ word, heard
- /æ/ cat, bag
- /ɑ:/ car, art
- /i:/ sea, bee
- /u:/ blue, fool
- /ə/ the, a, woman
- /ɔ:/ or, board, door
- /ʌ/ cut, come
- /ɒ/ clock, what





1. Apple
2. Book
3. Call
4. Eat
5. Name
6. Class
7. Fun
8. Pet
9. Dog
10. Morning

# What word?

A	B	C	D	E	F	G	H	I	J
1	2	3	4	5	6	7	8	9	10
K	L	M	N	O	P	Q	R	S	T
11	12	13	14	15	16	17	18	19	20
U	V	W	X	Y	Z				
21	22	23	24	25	26				

**1 - 16 - 16 - 12 - 5**

**APPLE**

Q

Where do you live?

Your answer:

**I live in New York.**

Q

Can you spell it?

Your answer:

**New York.**

**N for Nancy, E for easy, W for William,**

**Y for Yankee, O for Oscar, R for Roger,**

**K for King.**

Q

What's your favorite food?

Your answer:

**My favorite food is ( ).**

Q

Can you spell it?


Your answer:

**( ) . ( ) for ( ), ( ) for ( ), ( ) for ( )...**


This **is** Mark. He **lives** here. This **is** his house.




**He leaves the house at 6am for work.**



**Before he leaves, he eats cereal for breakfast.**



**He sits at the table to eat his breakfast.**





He rides the bus to work.

He sits in front. It is his favorite seat.



**He works a lot. He is rich.**



Say:



**LIVE**



**LEAVE**

# Minimal Pairs: short & long Vowels

fit

vs.

feet



**/fɪt/**

**/fi:t/**

Only one **different** sound in the **same** position!

1

eat

seat

leave

reach

he's

2

it

sit

live

rich

his

His birthday is in August.

He's from Saint Paul.


What is his name?

When is his birthday?

Where is he from?

What color are his eyes?

What is he wearing?



What is his name?

When is his birthday?

Where is he from?

What color are his eyes?

Is he a donor?





# Ask questions to your partner!

My name is \_\_\_\_\_.

I live in \_\_\_\_\_.

My birthday is \_\_\_\_\_.

I live with my \_\_\_\_\_ (brother, sister,  
mother, father, children)

My first language is \_\_\_\_\_.

I am from \_\_\_\_\_.

What is his name?

When is his birthday?

Where is he from?

What color are his eyes?

How tall is he?



What's a  
syllable?

Mor-ning

Af-ter-noon

Night

Eve-ning

Hap-py



# What is word stress?

- 2 syllable nouns and adjectives are stressed on the 1<sup>st</sup> syllable



- Monday, city, music, laptop, kitchen, country, future, color
- Easy, happy, funny, simple, modern, open, lucky, busy

How many syllables do you hear?  
Show me with your fingers or clap the number.

Word	Syllables
student	
today	
instructor	
school	
pencil	



Count



Clap

Which syllable is stressed?

Show me with your fingers or clap the number.

Word	Syllables
stu-dent	2
to-day	2
in-struc-tor	3
school	1
pen-cil	2



Count




Clap


On paper, mark the syllable and stress.

Draw a dot over each syllable.


Make the for the stressed syllable bigger.




begin



president



birthday



telephone



name

On paper, mark the syllable and stress.

Draw a dot over each syllable.

Make the for the stressed syllable bigger.



stu-dent



to-day





school

pen-cil



in-struc-tor



WORD	SYLLABLES
birthday	
twenty-seventh	
september	